



**Pinwheel Quilt** 44” x 44” Finished

53 – 4” Finished (4.5' raw edge) Pinwheel Blocks  
 28 – 4” Finished (4.5' raw edge) Background Blocks

Arrangement was 9 Rows of 9 Blocks

Center is 36” x 36” FINISHED (36.5 x 36.5 raw edge to raw edge)



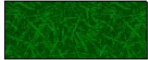











The borders were 1” wide white, 2” wide multi and 1” wide white

Backing (because I put it on my midarm) was 3 yards cut in half and sewn together.

Binding – Amount will vary how depending on how you do it.

I used 12 Fat Quarters plus the yardage for background. I then used up the leftover scraps and made the border scrappy

***Fabric Yardage*** – White (the first one 1 + 3/4 yds) is the background material. The Last Orange (1/2 yds) is the border material

Fabric key	Number of patches	Yardage estimate	Fabric key	Number of patches	Yardage estimate
	248	# 1 + 3/4		16	1/8
	20	1/8		20	1/8
	20	1/8		16	1/8
	16	1/8		16	1/8
	16	1/8		16	1/8
	20	1/8		20	1/8
	16	1/8		4	# 1/2