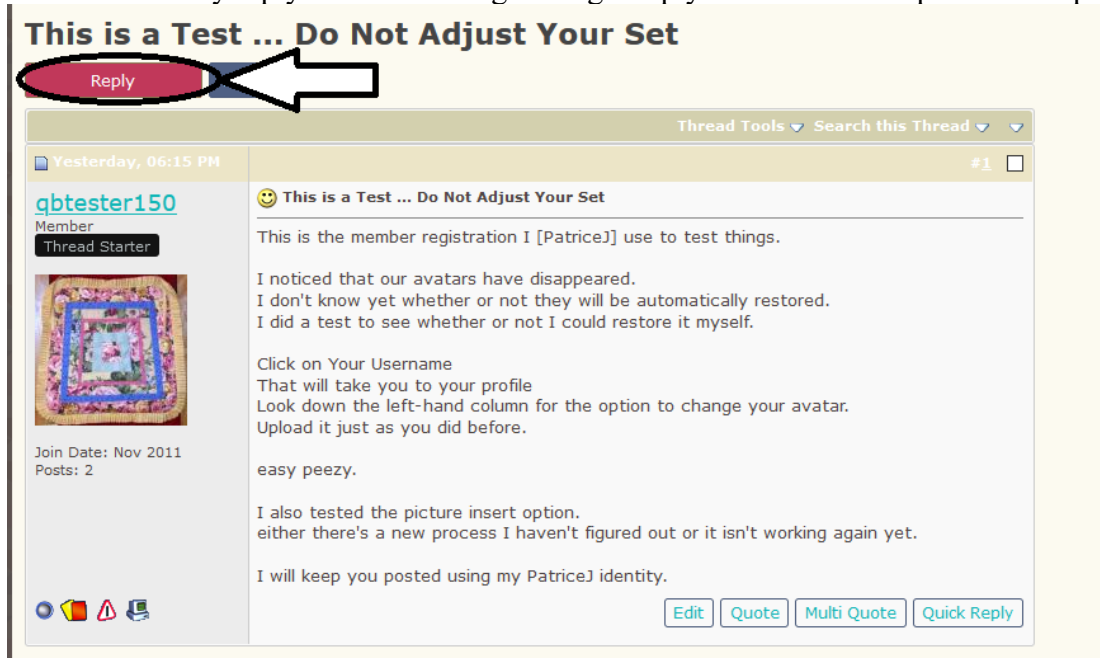


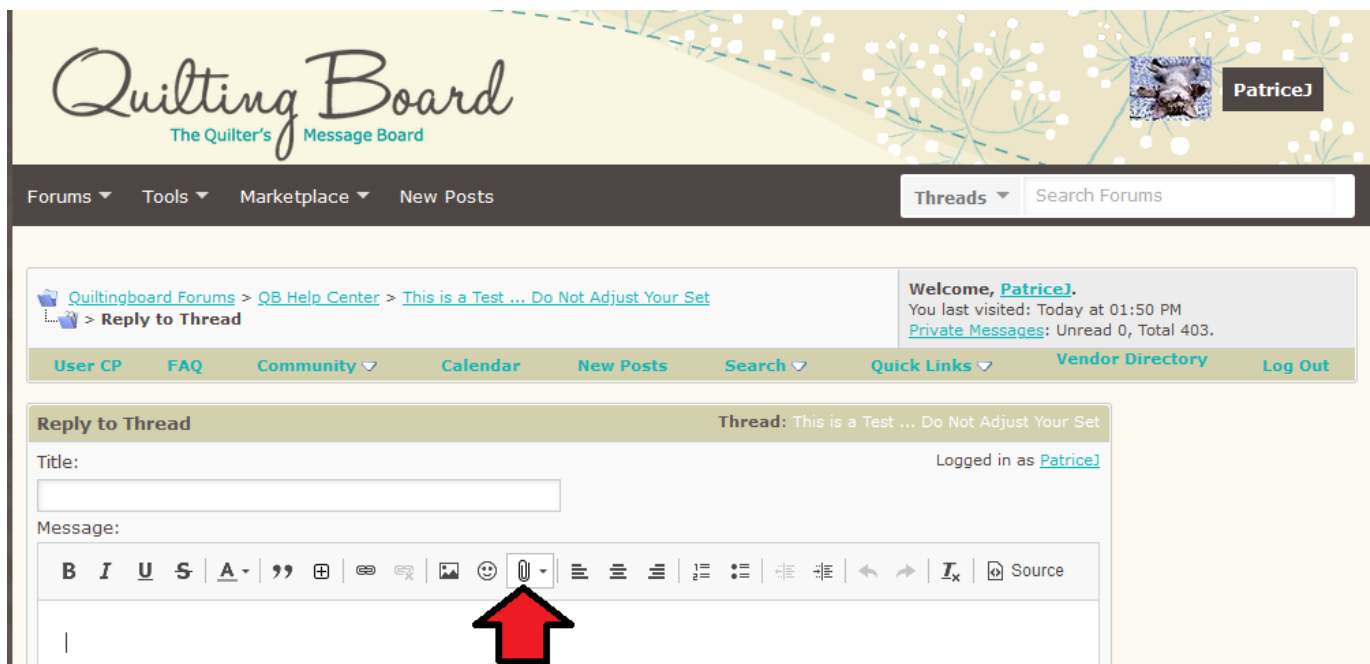
Attachments and Images

How do I attach a file to a post?

To attach a file to your post, you need to be using the main 'New Post' or 'New Thread' page and not 'Quick Reply'. To use the main 'New Post' page, click the 'Post Reply' button in the relevant thread. In this example, I have opened a thread and want to insert an image into the reply. Note that I will create my reply/comment using the big “Reply” button at the top left of the page.

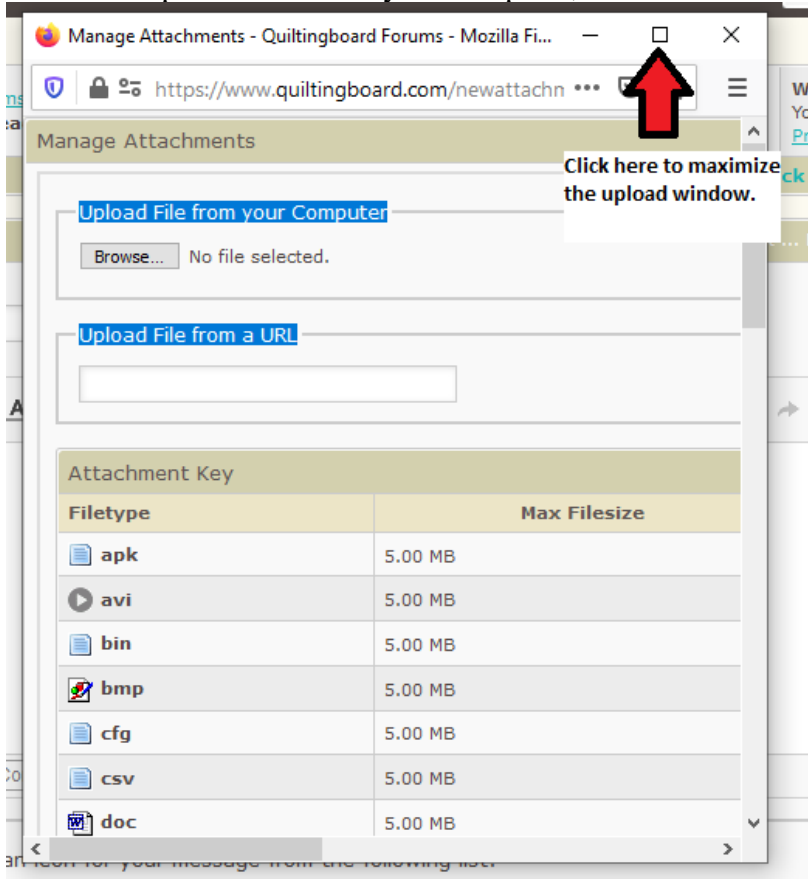


On this page, below the message box, you will find a button labelled 'Manage Attachments'. It's a little paper clip, just as it was in the previous format. See the pink arrow below.

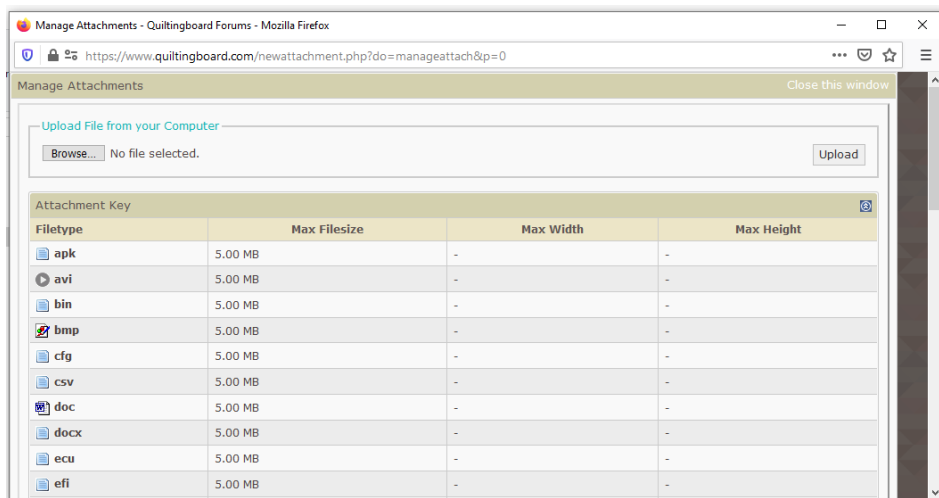
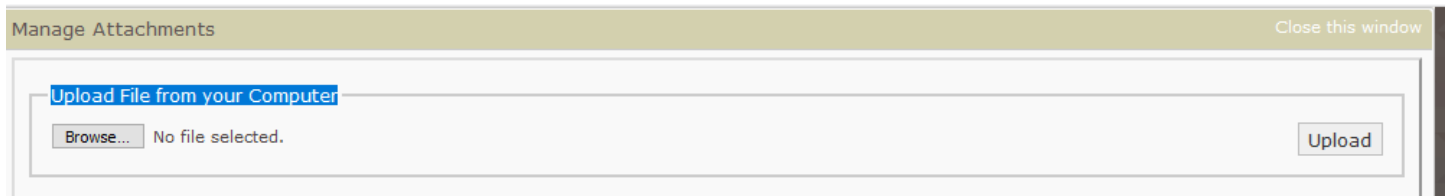


Clicking this button will open a new window for uploading attachments. You can upload an attachment from your computer. Alternately you can click the Attachment Icon to open this page.

To upload a file from your computer, click the 'Browse' button and locate the file.



You will need to maximize this window or scroll to the upper right to find and use the “Upload” button once you have identified the file location on your computer.



Once the upload is completed the file name will appear below the input boxes in this window. You can then close the window to return to the new post screen.

What file types can I use? How large can attachments be?

In the attachment window you will find a list of the allowed file types and their maximum sizes. Files that are larger than these sizes will be rejected. There may also be an overall quota limit to the number of attachments you can post to the board. Note, please that the maximum file size has increased greatly in the new format.

There does seem to be a problem for anybody trying to upload an image file that takes up more than 2MB, which means the size chart in the upload dialog box is wrong. reason yet unknown. After everything important is fixed I will ask about that. in the meantime, compress your files before upload or set your camera to a lower resolution. google "compressing image files" for a variety of recommendations.

How do I add an image to a post?

This is what the post looks like if I simply attach the photo. To view it in full size, you must click on it. Use your browser's back button to return to the post.

Today, 02:30 PM #9

PatriceJ
Community Manager


Join Date: Nov 2006
Posts: 8,540

Walking through the steps outline in the new FAQ that tell us how to upload photos and other files.

Attached Thumbnails



I Quilt, I Nap, I Quilt Some More ... Aaaaah, The Good Life!

for Newsletter or Digest issues, please contact info@quiltingboard.com

To contact me with questions or suggestions that relate to our community, you may email patricej@quiltingboard.com

Edit Quote Multi Quote Quick Reply


If you have uploaded an image as an attachment, you can click the arrow next to the 'Attachment Icon' and select it from the list. This will be inserted into your post and can be located where you want it displayed.

Reply to Thread Thread: This is a Test ... Do Not Adjust Your Set

Title: Logged in as [PatriceJ](#)

Message:

B I U S A - " + [link] [unlink] [image] [smiley] [attachment] [list] [source]

 20190316_144323.jpg

In this example, I have attached the image, but want to insert it between lines of text instead of having it hang about at the end of my post.